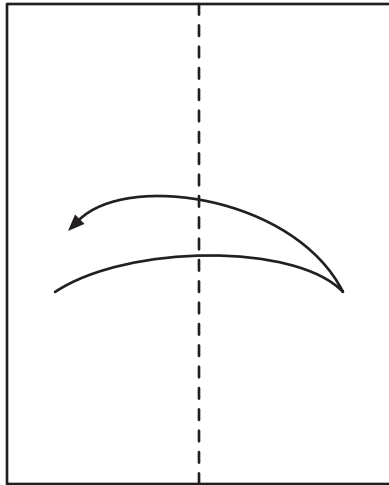
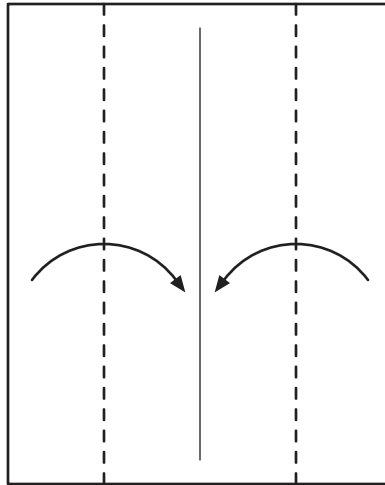


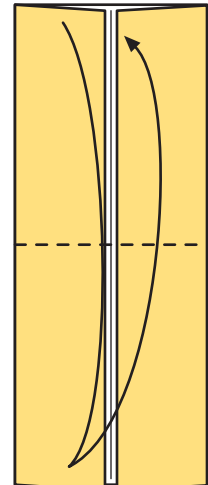
A *yuan bao* is a small metal ingot that was used in ancient China as money. Most of them were of silver, but gold ones did exist. Start with a 5 by 4 rectangle of gold foil. A 15 by 12 cm (6 by 4.8 inches) rectangle results in a model that is roughly life sized.



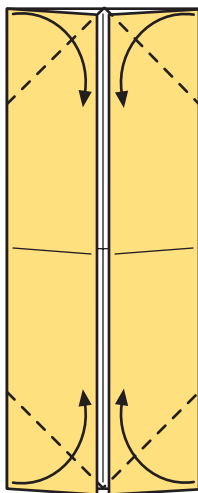
1. Fold and unfold.



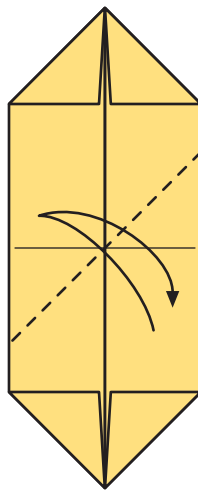
2. Fold two edges to the middle.



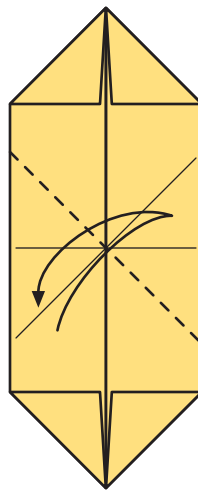
3. Fold and unfold.



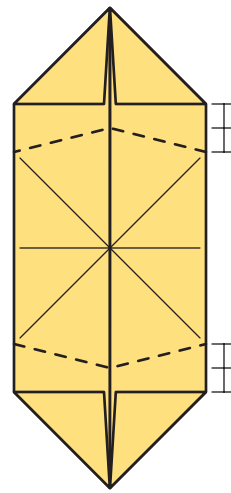
4. Fold the corners.



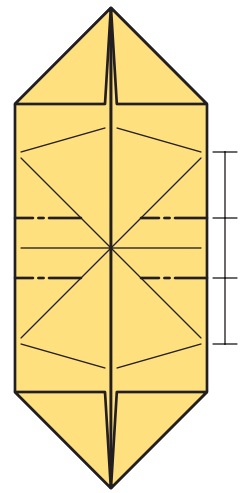
5. Fold and unfold.



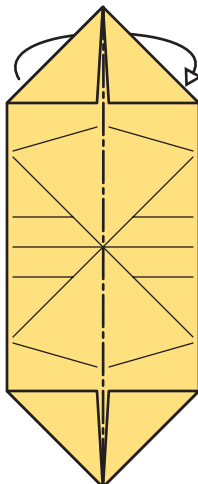
6. Fold and unfold.



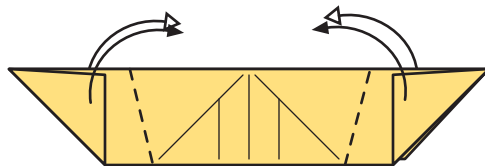
7. Fold and unfold these four creases.



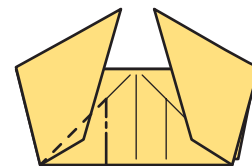
8. Fold and unfold into thirds in the marked areas only.



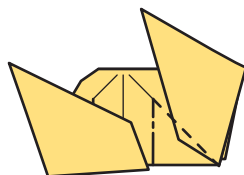
9. Fold half of the model behind.



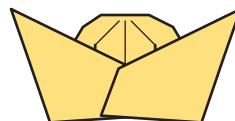
10. Outside reverse fold the ends along the creases made in step 7.



11. Crimp the middle layers along the existing creases, tucking under the outside layers. The model will not lie flat, and the centre will begin to form a rounded dome shape.



12. Repeat on the other side.



**13. Yuan bao complete.**